

Summit Snow Packet

Day 1: First Grade

Please complete and return the day we return to school. If you have any questions, teachers are available by school email from 9-1pm. Thank you!

Read 30 minutes (independently or with a friend)

PE Activities

Writing Activities

Language Arts Activities

- Math Activities

- Science/Social Studies Activities

----- Parent Signature

Physical Education Snow Day Packet

Name _____

Please pick activities from the chart that you want to participate in. You can pick as many or as few activities as you want as long as they total 45 minutes per day. Please write the number of minutes beside each activity that you do.

Activity

Minutes

Outdoor

Make Snow Angels	
Build A Snowman	
Sledding	
Create A Snow Fort	
Go For A Walk	
Shovel Snow	
Draw a circle and host a snowball throwing contest to see who can hit the target from the farthest distance.	
Ice Skating	
Downhill Skiing	
Cross-country Skiing	
Snow Shoeing	
Snowboarding	
Other _____	

Indoor

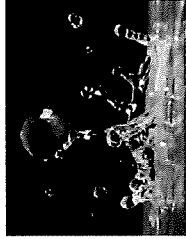
Household Chores	
Play active video game (Wii/Xbox Kinect)	
Dancing	
Play hide and seek	
Other _____	

My First Hat

Focus: Short "a" Words



I had never had a hat.
I wanted one, so I told my dad.
He said he was glad to get me
my first hat.



When I saw it, I was mad.
It was a bad hat.
I did not like it.
I put it in the water
so it went away.



My dad was mad.
He said I was bad to lose the hat.
I got a new hat.
I like it more than my first hat.

Name: _____

1) What did his dad get?

2) Why was he mad when he saw it?

3) Which hat does he like more?

**Spelling
Words****Week
21****Write It Three Times!**

Write each of the spelling words three times.

1. my

_____	_____	_____
- - - - -	- - - - -	- - - - -
_____	_____	_____

2. ant

_____	_____	_____
- - - - -	- - - - -	- - - - -
_____	_____	_____

3. first

_____	_____	_____
- - - - -	- - - - -	- - - - -
_____	_____	_____

4. water

_____	_____	_____
- - - - -	- - - - -	- - - - -
_____	_____	_____

5. bad

_____	_____	_____
- - - - -	- - - - -	- - - - -
_____	_____	_____

6. bat

_____	_____	_____
- - - - -	- - - - -	- - - - -
_____	_____	_____

7. glad

_____	_____	_____
- - - - -	- - - - -	- - - - -
_____	_____	_____

8. mad

_____	_____	_____
- - - - -	- - - - -	- - - - -
_____	_____	_____

**Spelling
Words****Week
21****Circle the Correct Spelling**

Circle the correct spelling of each word.

1. mad med madd

2. aint ant annt

3. gled gleld glad

4. furst first frist

5. biat batt bat

6. my mey mai

7. baid bad badd

8. warter watir water

**Spelling
Words****Fill in the Blank**

Fill in the blank in each sentence with a word from the word bank.
Use each word only once.

Word Bank
my ant first water bad bat glad mad

1. It was her turn at _____.
2. They like _____ grade.
3. An _____ is a bug.
4. He ran into the _____.
5. We can go to _____ house.
6. It was a _____ rain storm.
7. His mom was _____ to see him.
8. I do not want to get _____.

Name:

The day I turned into a...

SNOWMAN

Large empty rectangular box for drawing or illustration.

Handwriting practice lines consisting of multiple sets of solid top and bottom lines with a dashed middle line.



DAY

①



Number of the Day

37

odd
or
even

Draw the tens and ones with cubes.

Thirty-Seven is _____ tens
and _____ ones.

One more than 37 is _____. One less than 37 is _____.

Ten more than 37 is _____. Ten less than 37 is _____.

Tens Place	Ones Place

Find the missing numbers.

	26		28	
35		37		39
	46		48	

Write the number in expanded form.

+


Count forward to find the missing numbers.

37 40 43 47

120 CHART

1	2	3	4	5	6	7	8	9	10
11	12	13	14	15	16	17	18	19	20
21	22	23	24	25	26	27	28	29	30
31	32	33	34	35	36	37	38	39	40
41	42	43	44	45	46	47	48	49	50
51	52	53	54	55	56	57	58	59	60
61	62	63	64	65	66	67	68	69	70
71	72	73	74	75	76	77	78	79	80
81	82	83	84	85	86	87	88	89	90
91	92	93	94	95	96	97	98	99	100
101	102	103	104	105	106	107	108	109	110
111	112	113	114	115	116	117	118	119	120

Name: _____



Count to 100







1					6	7			10
		13			16		18		20
21			24			27		29	
	32			35		37	38		40
41			44		46		48		
	52	53		55		57			
	62				66		68		70
71		73						79	80
	82		84		86				90
		93		95		97	98		


Name: _____

Sums
1-6

Color by Number: Addition

Directions: Solve the problems and use the color code to color the picture.







1 = 	3 = 	5 = 
2 = 	4 = 	6 = 



Name: _____

Color by Number: Subtraction

Directions: Solve the problems and use the color code to color the picture.

1 = 	3 = 	5 = 
2 = 	4 = 	6 = 



Name: _____

I can use my 5 senses!

I can see!



Draw or write what you see.

I can hear!



Draw or write what you hear.



I can smell!

Draw or write what you smell.

I can taste!

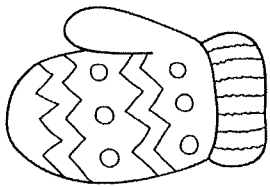


Draw or write what you taste.

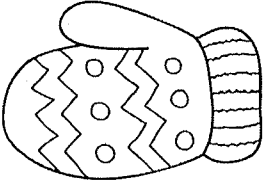
I can touch!



Draw or write what you feel.



Winter Problem & Solution!



Directions: For each problem, write a possible solution!

Problem

You cannot find your snow suit.

You cannot find a carrot for your snowman's nose.

You fell off your sled and hurt your knee.

The roads are too icy and dangerous to drive on.

You are invited to an ice skating party, but you do not know how to ice skate.



Solution
