

Summit Snow Packet

Day 2: First Grade

Please complete and return the day we return to school. If you have any questions, teachers are available by school email from 9-1pm. Thank you!

Read 30 minutes (independently or with a friend)

PE Activities

Writing Activities

Language Arts Activities

- Math Activities

- Science/Social Studies Activities

----- Parent Signature

Physical Education Snow Day Packet

Name _____

Please pick activities from the chart that you want to participate in. You can pick as many or as few activities as you want as long as they total 45 minutes per day. Please write the number of minutes beside each activity that you do.

Activity

Minutes

Outdoor


Make Snow Angels	
Build A Snowman	
Sledding	
Create A Snow Fort	
Go For A Walk	
Shovel Snow	
Draw a circle and host a snowball throwing contest to see who can hit the target from the farthest distance.	
Ice Skating	
Downhill Skiing	
Cross-country Skiing	
Snow Shoeing	
Snowboarding	
Other _____	

Indoor

Household Chores	
Play active video game (Wii/Xbox Kinect)	
Dancing	
Play hide and seek	
Other _____	

The Kid Will Win a Ship

Focus: Short "i" Words



A man called to say
There was a contest.
He made a pirate ship.
Kids can make up pirate stories.
He will pick the best story.
The winner of the contest will
win the ship.

The kid who has a thin lip
will win the contest.
He made up a story about
pirates who spilled oil.
The man picked his story.
It was the best.
Now the kid will win a ship.

Name: _____

1) What did the man make?

2) What will the winner win?

3) Which kid will win a ship?

Spelling
Words



Write It Three Times!

Write each of the spelling words three times.

1. been

2. called

3. who

4. oil

5. win

6. lip

7. kid

8. ship

**Spelling
Words**



Circle the Correct Spelling

Circle the correct spelling of each word.

1. oel oil aol

2. lip lep lipe

3. whoo hoo who

4. ked kid kidd

5. bine been bene

6. ship shep chep

7. caled callad called

8. win wen ween

**Spelling
Words****Fill in the Blank**

Fill in the blank in each sentence with a word from the word bank.
Use each word only once.



Word Bank**been called who oil win lip kid ship**

1. The ice hurt his top _____.
2. He knew he could _____.
3. I have _____ busy.
4. They put _____ in the car.
5. _____ is the man in the red cap?
6. She _____ her mom.
7. My goat has a _____.
8. A _____ sails on the sea.


Name:

If I lived inside of an...

IGLOO



DAY
②



Number of the Day
56
odd
or
even

Add:

56	56	56
<u>+2</u>	<u>+3</u>	<u>+1</u>
56	56	56
<u>+5</u>	<u>+4</u>	<u>+10</u>


Write the number between.

56 ___ 58 53 ___ 55
46 ___ 48 66 ___ 68


1 more is ____ .
1 less is ____ .
10 more is ____ .
10 less is ____ .

Write the number in expanded form.

+



Tens Place	Ones Place



Draw the tens and ones with cubes.

Count forward to find the missing numbers.

56 58 59 63 64 66

120 CHART

1	2	3	4	5	6	7	8	9	10
11	12	13	14	15	16	17	18	19	20
21	22	23	24	25	26	27	28	29	30
31	32	33	34	35	36	37	38	39	40
41	42	43	44	45	46	47	48	49	50
51	52	53	54	55	56	57	58	59	60
61	62	63	64	65	66	67	68	69	70
71	72	73	74	75	76	77	78	79	80
81	82	83	84	85	86	87	88	89	90
91	92	93	94	95	96	97	98	99	100
101	102	103	104	105	106	107	108	109	110
111	112	113	114	115	116	117	118	119	120

Name: _____



Write the number in different ways.







number form	word form	expanded form
30		
	forty-five	
		$50 + 3$
	eighty-one	
92		
		$70 + 8$
	nineteen	


Name: _____

Sums
2-7

Color by Number: Addition

Directions: Solve the problems and use the color code to color the picture.







2 = 	3 = 	4 = 
5 = 	6 = 	7 = 



Name: _____

Color by Number: Subtraction

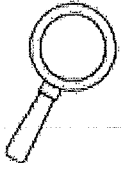
Directions: Solve the problems and use the color code to color the picture.

2 = 	3 = 	4 = 
5 = 	6 = 	7 = 




Name: _____

I can observe changes!



Draw or write your observations in each box.



I am observing _____.

Day 1

Day 2

Day 3

Day 4

