

Summit Snow Packet

Day 4: First Grade

Please complete and return the day we return to school. If you have any questions, teachers are available by school email from 9-1pm. Thank you!

Read 30 minutes (independently or with a friend)

PE Activities

Writing Activities

Language Arts Activities

- Math Activities

- Science/Social Studies Activities

Parent Signature

Physical Education Snow Day Packet

Name _____

Please pick activities from the chart that you want to participate in. You can pick as many or as few activities as you want as long as they total 45 minutes per day. Please write the number of minutes beside each activity that you do.

Activity

Minutes

Outdoor


Make Snow Angels	
Build A Snowman	
Sledding	
Create A Snow Fort	
Go For A Walk	
Shovel Snow	
Draw a circle and host a snowball throwing contest to see who can hit the target from the farthest distance.	
Ice Skating	
Downhill Skiing	
Cross-country Skiing	
Snow Shoeing	
Snowboarding	
Other _____	

Indoor

Household Chores	
Play active video game (Wii/Xbox Kinect)	
Dancing	
Play hide and seek	
Other _____	

He Must Take the Bus

Focus: Short "u" Words



Gus must go to work,
but his truck won't go.
It is too far to walk.
It is too far to run.
He must take the bus.

Gus did get his truck fixed.
In just one day his truck was back.
He did not have to take the bus.
But Gus liked the bus.
Gus cut down on gas.

Now Gus takes his truck just
three days each week.
Two days a week, he takes
the bus with us!

Name: _____

1) Why did Gus take the bus?

2) Why did Gus like the bus?

3) How many days each week does Gus
take the bus now?

**Spelling
Words**



Write It Three Times!

Write each of the spelling words three times.

1. down

2. day

3. did

4. set

5. bus

6. truck

7. must

8. cup

**Spelling
Words**



Circle the Correct Spelling

Circle the correct spelling of each word.

1. dey duy day

2. bus buse bos

3. sett set sete

4. mus mest must

5. cup cupp cupe

6. ded did dide

7. doun doan down

8. truik truck treck

**Spelling
Words****Fill in the Blank**

Fill in the blank in each sentence with a word from the word bank.
Use each word only once.

Word Bank
down day did set bus truck must cup

1. One _____ is full.
2. She _____ do her work.
3. I went _____ the street.
4. What _____ do you want to come over?
5. The _____ to the shop was late.
6. Her mom _____ the pan on the stove.
7. The farmer put his hens in the _____.
8. They _____ all the jobs today.

Name: _____

SNOW MONSTER


The day I saw a snow monster...



Handwriting practice lines consisting of solid top and bottom lines with a dashed middle line. There are ten sets of these lines for writing.

DAY

4



Number of the Day

28

odd
or
even

Find the missing numbers.

	17		19	
26		28		30
	37		39	

Write the number in expanded form.

+


Tens Place	Ones Place

Draw twenty-eight tally marks.

Subtract:

28	28	28
<u>-2</u>	<u>-3</u>	<u>-1</u>
28	28	28
<u>-5</u>	<u>-4</u>	<u>-10</u>

Draw the tens and ones with cubes.



Count forward to find the missing numbers.

28	30	33	35	38
----	----	----	----	----

120 CHART

1	2	3	4	5	6	7	8	9	10
11	12	13	14	15	16	17	18	19	20
21	22	23	24	25	26	27	28	29	30
31	32	33	34	35	36	37	38	39	40
41	42	43	44	45	46	47	48	49	50
51	52	53	54	55	56	57	58	59	60
61	62	63	64	65	66	67	68	69	70
71	72	73	74	75	76	77	78	79	80
81	82	83	84	85	86	87	88	89	90
91	92	93	94	95	96	97	98	99	100
101	102	103	104	105	106	107	108	109	110
111	112	113	114	115	116	117	118	119	120

Name: _____

Write a fact family.

3 6 9



_____ + _____ = _____
_____ + _____ = _____
_____ - _____ = _____
_____ - _____ = _____

6 13 7



_____ + _____ = _____
_____ + _____ = _____
_____ - _____ = _____
_____ - _____ = _____

7 11 4



_____ + _____ = _____
_____ + _____ = _____
_____ - _____ = _____
_____ - _____ = _____

8 1 7



_____ + _____ = _____
_____ + _____ = _____
_____ - _____ = _____
_____ - _____ = _____

5 12 7



_____ + _____ = _____
_____ + _____ = _____
_____ - _____ = _____
_____ - _____ = _____

14 6 8



_____ + _____ = _____
_____ + _____ = _____
_____ - _____ = _____
_____ - _____ = _____







Name: _____


Sums
4-9

Color by Number: Addition

Directions: Solve the problems and use the color code to color the picture.









4=	
5=	
6=	
7=	
8=	
9=	




Name: _____

Color by Number: Subtraction

Directions: Solve the problems and use the color code to color the picture.


4 =	
5 =	
6 =	
7 =	
8 =	
9 =	



Name: _____

I can observe and describe!

Draw your observations.



Write describing words.

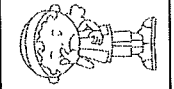
Winter Identifying Emotions

Directions: Read each scenario. Cut and glue the appropriate emotion felt.

George helped his neighbor shovel his driveway.	
Steven woke up to find out there won't be school due to a snow day.	
Mr. Jones drank a delicious cup of hot chocolate.	
Zoey found out her snowman melted.	




Happy



Sad



Thoughtful



Surprised