

Summit Snow Packet

Day 5: First Grade

Please complete and return the day we return to school. If you have any questions, teachers are available by school email from 9-1pm. Thank you!

Read 30 minutes (independently or with a friend)

PE Activities

Writing Activities

Language Arts Activities

- Math Activities

- Science/Social Studies Activities

----- Parent Signature

Physical Education Snow Day Packet

Name _____

Please pick activities from the chart that you want to participate in. You can pick as many or as few activities as you want as long as they total 45 minutes per day. Please write the number of minutes beside each activity that you do.

Activity

Minutes

Outdoor

Make Snow Angels	
Build A Snowman	
Sledding	
Create A Snow Fort	
Go For A Walk	
Shovel Snow	
Draw a circle and host a snowball throwing contest to see who can hit the target from the farthest distance.	
Ice Skating	
Downhill Skiing	
Cross-country Skiing	
Snow Shoeing	
Snowboarding	
Other _____	

Indoor

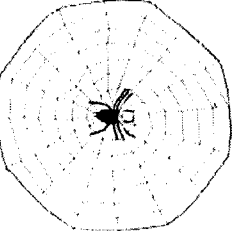
Household Chores	
Play active video game (Wii/Xbox Kinect)	
Dancing	
Play hide and seek	
Other _____	

She Needs Less Shell

Focus: Short "e" Words



The crab has a big shell.
The shell does not fit well.
I can tell she needs
less shell.



She fell when she tried
to carry this shell.

The spider has a web.
She made the web to get bugs.
She goes to bed on the web
and waits for them to come.
They may come on part of the web.
She will get them and fix her web.
More bugs may come to her web.
She sets her web like a trap and waits.
She waits well.

Name: _____

1) Why does she need less shell?

2) Why did she make the web?

3) What does she do well?

**Spelling
Words**



Write It Three Times!

Write each of the spelling words three times.

1. come

2. made

3. may

4. part

5. web

6. legs

7. less

8. shell

**Spelling
Words**



Circle the Correct Spelling

Circle the correct spelling of each word.

1. web webe wib

2. mae ma may

3. lese les less

4. coom come com

5. legs ligs leges

6. parte part prat

7. shel shele shell

8. made maed madd

**Spelling
Words**

Fill in the Blank

Fill in the blank in each sentence with a word from the word bank.
Use each word only once.


Word Bank

come made may part web legs less shell

1. Dogs have four _____.
2. She has _____ than he does.
3. I _____ this for you.
4. When will you _____ to my house?
5. He _____ be late today.
6. She gave me _____ of her snack.
7. You can find a _____ at the beach.
8. The spider spins a _____.

Name _____

How to Catch a Snowflake



Handwriting practice lines consisting of four sets of three horizontal lines each: a solid top line, a dashed middle line, and a solid bottom line.

DAY
⑤



Number of the Day
63
odd
or
even

Sixty-three is
_____ tens
and
_____ ones.



Tens Place	Ones Place

Add:

63	63	63
<u>+2</u>	<u>+3</u>	<u>+1</u>
63	63	63
<u>+5</u>	<u>+4</u>	<u>+10</u>

Write the number in expanded form.

+



Draw the tens and ones with cubes.

1 more is ____.
1 less is ____.
10 more is ____.
10 less is ____.

Count backward to find the missing numbers.


55 57 61 63

120 CHART

1	2	3	4	5	6	7	8	9	10
11	12	13	14	15	16	17	18	19	20
21	22	23	24	25	26	27	28	29	30
31	32	33	34	35	36	37	38	39	40
41	42	43	44	45	46	47	48	49	50
51	52	53	54	55	56	57	58	59	60
61	62	63	64	65	66	67	68	69	70
71	72	73	74	75	76	77	78	79	80
81	82	83	84	85	86	87	88	89	90
91	92	93	94	95	96	97	98	99	100
101	102	103	104	105	106	107	108	109	110
111	112	113	114	115	116	117	118	119	120

Name: _____

Write the missing addends.



$7 + \underline{\quad} = 10$

$4 + \underline{\quad} = 8$

$\underline{\quad} + 5 = 11$

$8 + \underline{\quad} = 9$

$\underline{\quad} + 4 = 8$

$4 + \underline{\quad} = 12$

$7 + \underline{\quad} = 13$

$\underline{\quad} + 3 = 14$

$\underline{\quad} + 2 = 7$


$5 + \underline{\quad} = 15$

$8 + \underline{\quad} = 15$

$\underline{\quad} + 3 = 7$

$\underline{\quad} + 9 = 13$

$\underline{\quad} + 10 = 13$










Name: _____

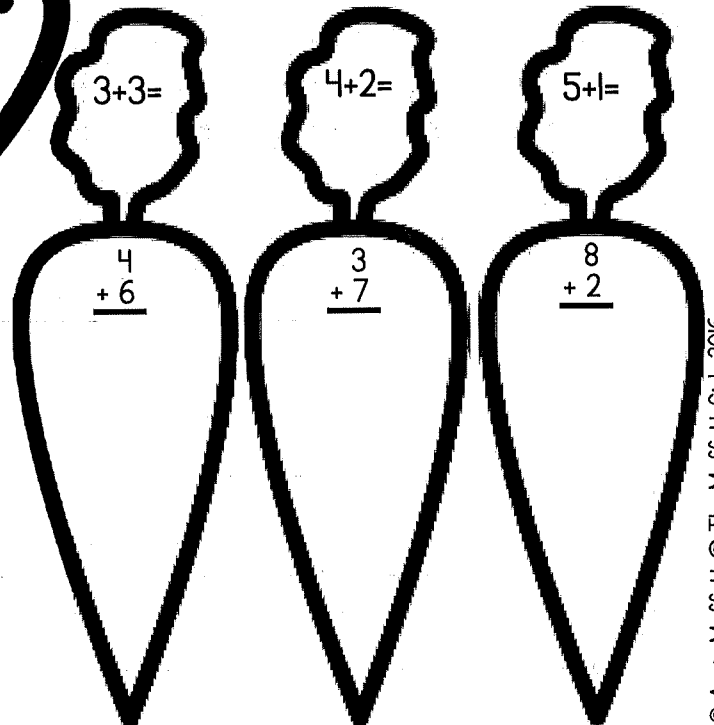
Sums
5-10

Color by Number: Addition

Directions: Solve the problems and use the color code to color the picture.









5=	
6=	
7=	
8=	
9=	
10=	




Name: _____

Color by Number: Subtraction

Directions: Solve the problems and use the color code to color the picture.

5 = 	6 = 	7 = 
8 = 	9 = 	10 = 

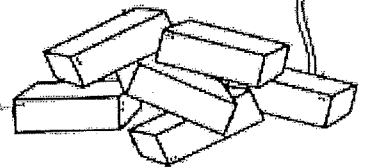


Name: _____

I can build to solve a problem!

Problem: _____

Draw your creation.



Describe your creation.

Winter Spin & Start a Conversation

Directions: Use a paperclip and a pencil in the center of the spinner, then spin the clip around. Practice starting a conversation based on the topic you land on. For each appropriate initiation of conversation, color a mitten.

