

Summit Snow Packet

Day 1: Kindergarten

Please complete and return the day we return to school. If you have any questions, teachers are available by school email from 9-1pm. Thank you!

Read 30 minutes (independently or with a friend)

PE Activities

Writing Activities

Language Arts Activities

- Math Activities

- Science/Social Studies Activities

----- Parent Signature

Physical Education Snow Day Packet

Name _____

Please pick activities from the chart that you want to participate in. You can pick as many or as few activities as you want as long as they total 45 minutes per day. Please write the number of minutes beside each activity that you do.

Activity

Minutes

Outdoor

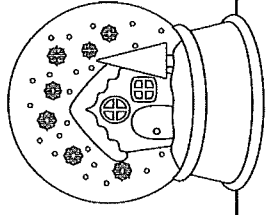
Make Snow Angels	
Build A Snowman	
Sledding	
Create A Snow Fort	
Go For A Walk	
Shovel Snow	
Draw a circle and host a snowball throwing contest to see who can hit the target from the farthest distance.	
Ice Skating	
Downhill Skiing	
Cross-country Skiing	
Snow Shoeing	
Snowboarding	
Other _____	

Indoor


Household Chores	
Play active video game (Wii/Xbox Kinect)	
Dancing	
Play hide and seek	
Other _____	

Name _____

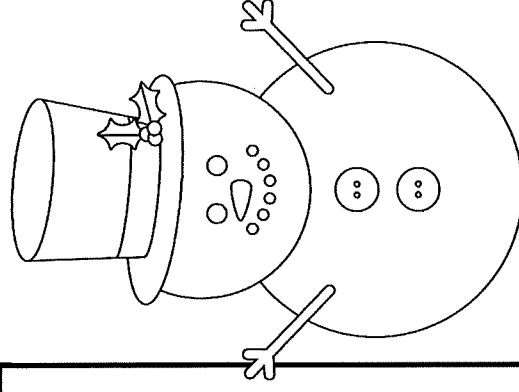
Write it, Read it, Draw it!



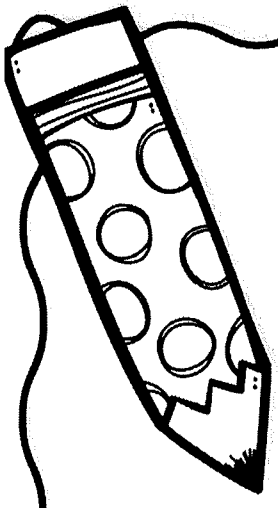
--	--	--	--	--



--



see	I	snow	pretty	.	snow
-----	---	------	--------	---	------



Write the upper and lower case letters neatly.

Name: _____

Aa	Bb	Cc	Dd	Ee	Ff
Gg	Hh	Ii	Jj	Kk	Ll
Mm	Nn	Oo	Pp	Qq	Rr
Ss	Tt	Uu	Vv	Ww	Xx
Yy	Zz	ALPHABET			

Practice

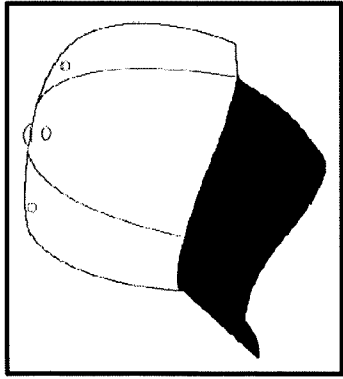
Name: _____

Color the letters in your name.


a	b	c	d	e
f	g	h	i	j
k	l	m	n	o
p	q	r	s	t
u	v	w	x	y
z				




Name: _____



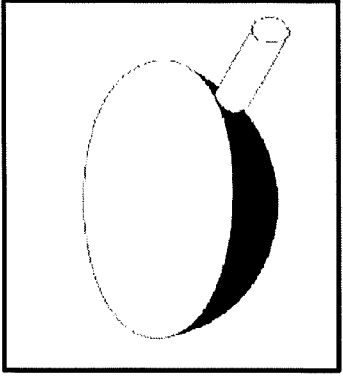
--	--	--



--	--	--




--	--	--




--	--	--

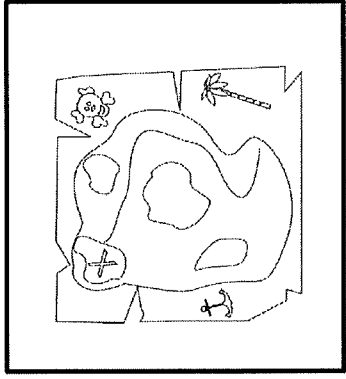
{ SHORT /a/ EDITION }




--	--	--



--	--	--





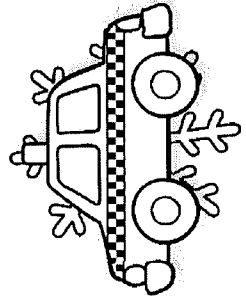



--	--	--



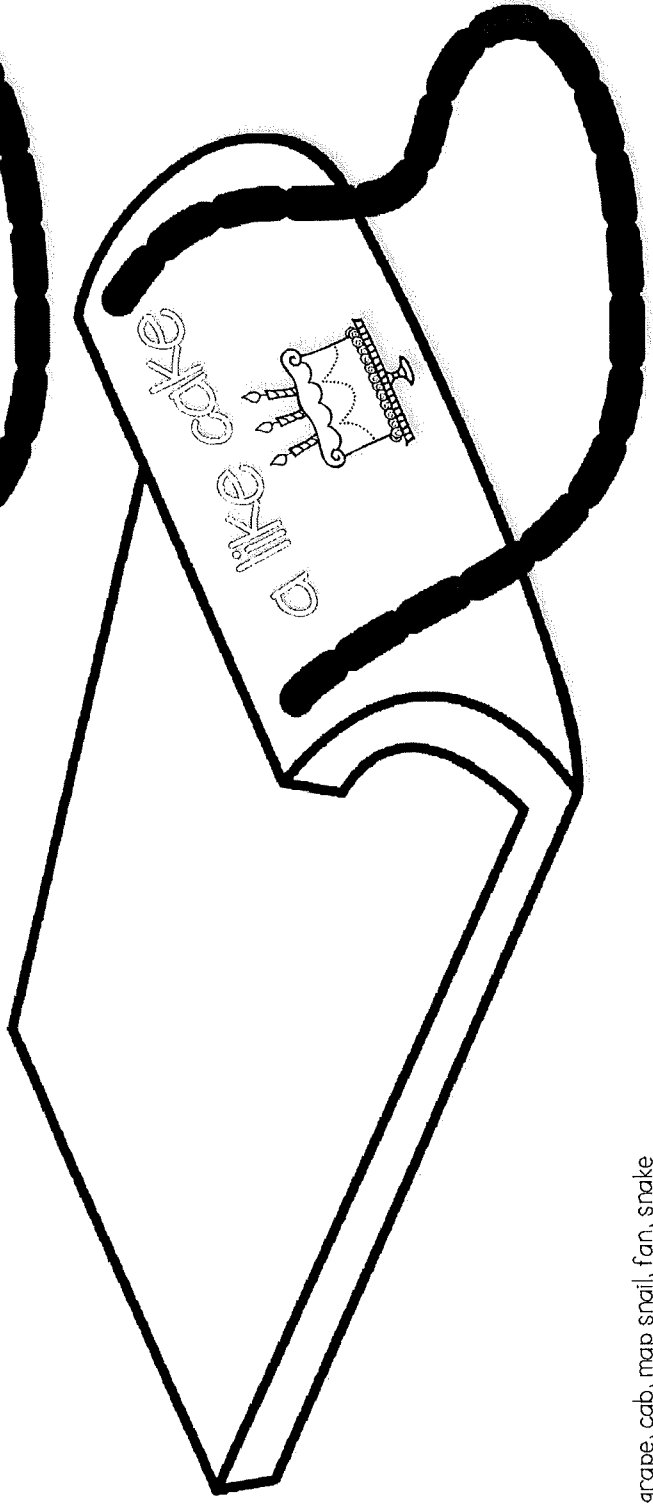
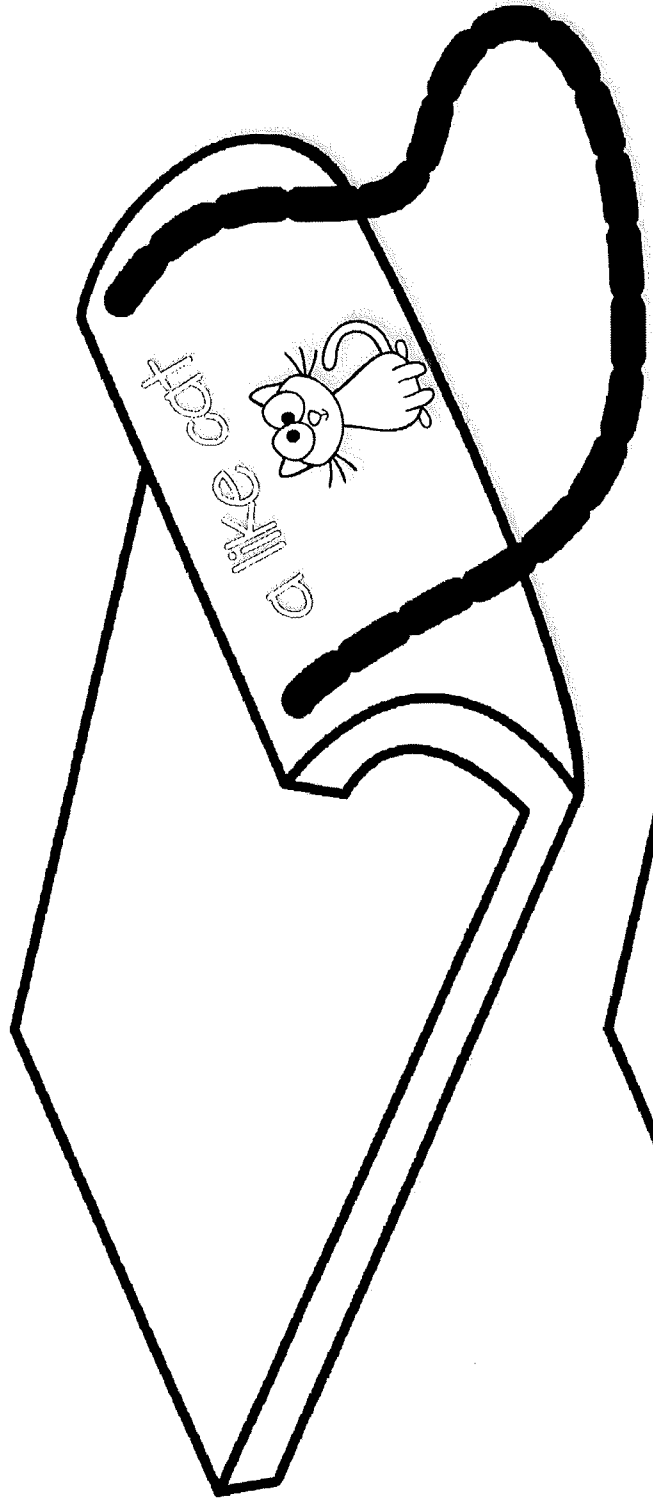
--	--	--

Directions: Look at the picture ~ sound out the word and write each sound in the box.



Sledding Sorts

Name: _____
Sort the pictures by short or long vowel sound.



Name _____

Fluency Phrase #1

Directions: Find and highlight (or color) the words in the word hunt. Each word is hidden 3 times.

Read the fluency phrase three times. Color a happy face after each time you read.

the

and

of

and about of their the
over then and they
of the one any out
and always the of

The cat

The cat and

The cat and the dog

The cat and the dog ran

The cat and the dog ran out of

The cat and the dog ran out of the park.



Illustrate the sentence.

Nonsense Word Fluency

Parent Directions: Time your student for 1 minute. Student will read the nonsense words. Circle any words your child had difficulty with. The goal is for the student to read the whole word vs. sound by sound. Put a ★ by the last word your child read in 1 minute.

ret lup fep viv ug

dep moc wut bik tuv

het ral mup uc ol

fez av bic sib goz


sup rog tic baf sob

mez wac lun poj bal

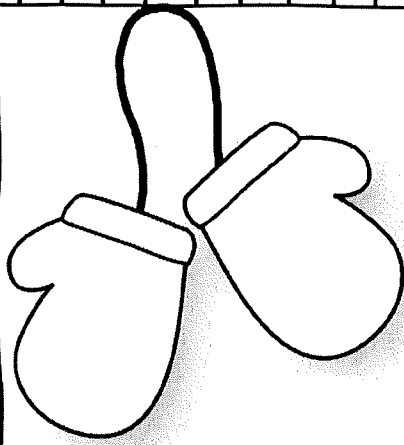
laf kob fer dip

tup om fim ral

nam gol jel dep



Parent Signature: _____



Color, cut and paste:

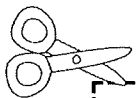
Amy bought 10 pairs of mittens.

She gave 5 pairs to her friends.

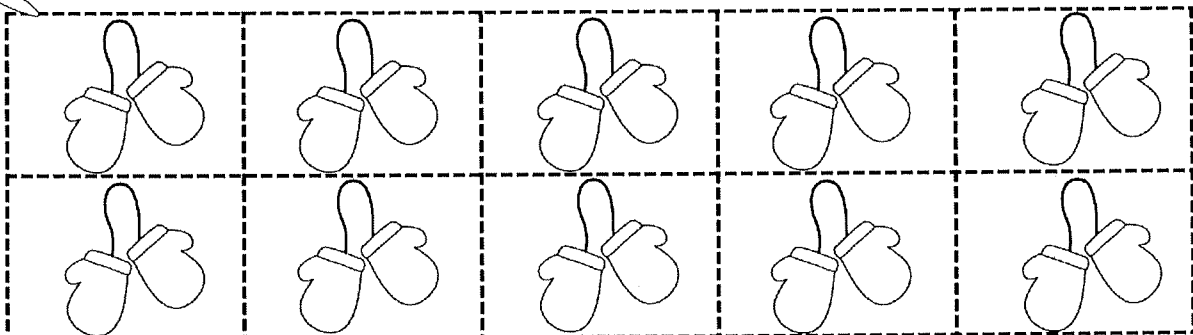
How many pairs did she have **left**?


Write a number sentence about the picture.

$$\underline{\hspace{2cm}} - \underline{\hspace{2cm}} = \underline{\hspace{2cm}}$$




Cut.

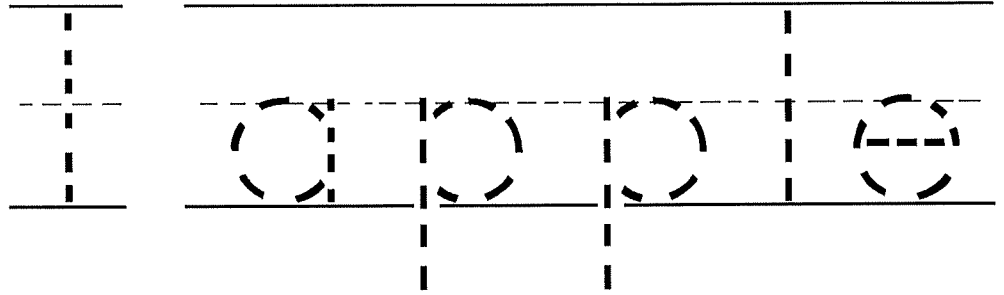





Name _____




Color 1 apple.




Color 1 on the ten frame.




Show 1 on the ten frame.



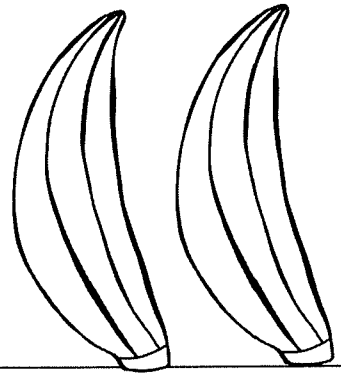
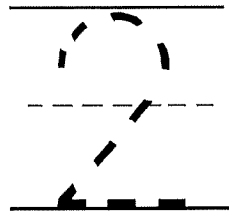
one





Name _____

Color 2 bananas.

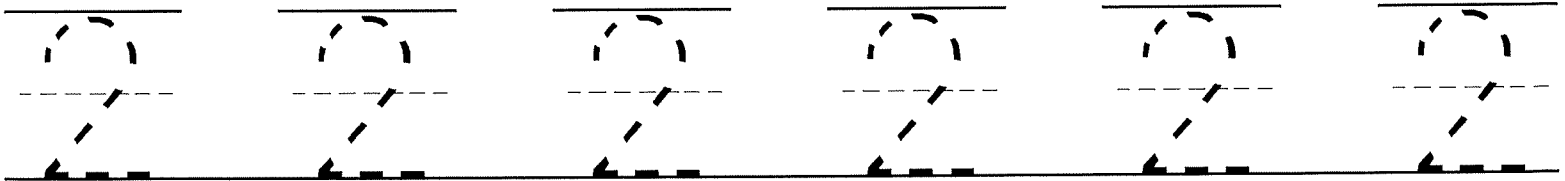


bananas

Color 2 on the ten frame.

Show 2 on the ten frame.

two



Name: _____

Count to 20



1			4
	6		
9			12
13			
	18		20



Name: _____

I can use my 5 senses!

I can see!



Draw or write what you see.

I can hear!



Draw or write what you hear.



I can smell!


Draw or write what you smell.

I can taste!

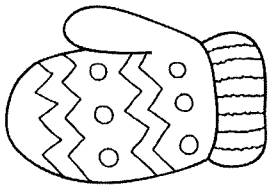


Draw or write what you taste.

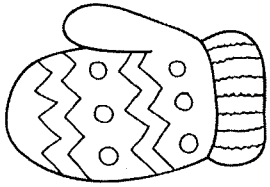
I can touch!



Draw or write what you feel.



Winter Problem & Solution!



Directions: For each problem, write a possible solution!

Problem

You cannot find your snow suit.

You cannot find a carrot for your snowman's nose.

You fell off your sled and hurt your knee.

The roads are too icy and dangerous to drive on.

You are invited to an ice skating party, but you do not know how to ice skate.



Solution
