

Summit Snow Packet

Day 2: Kindergarten

Please complete and return the day we return to school. If you have any questions, teachers are available by school email from 9-1pm. Thank you!

_ Read 30 minutes (independently or with a friend)

_ PE Activities

_ Writing Activities

_ Language Arts Activities

- Math Activities

- Science/Social Studies Activities

Parent Signature

Physical Education Snow Day Packet

Name _____

Please pick activities from the chart that you want to participate in. You can pick as many or as few activities as you want as long as they total 45 minutes per day. Please write the number of minutes beside each activity that you do.

Activity

Minutes

Outdoor

| | |
|--|--|
| Make Snow Angels | |
| Build A Snowman | |
| Sledding | |
| Create A Snow Fort | |
| Go For A Walk | |
| Shovel Snow | |
| Draw a circle and host a snowball throwing contest to see who can hit the target from the farthest distance. | |
| Ice Skating | |
| Downhill Skiing | |
| Cross-country Skiing | |
| Snow Shoeing | |
| Snowboarding | |
| Other _____ | |



Indoor

| | |
|--|--|
| Household Chores | |
| Play active video game (Wii/Xbox Kinect) | |
| Dancing | |
| Play hide and seek | |
| Other _____ | |


Name

Write it, Read it, Draw it!

| | | | | |
|--|--|--|--|--|
| | | | | |
|--|--|--|--|--|



| |
|--|
| |
|--|



snowballs

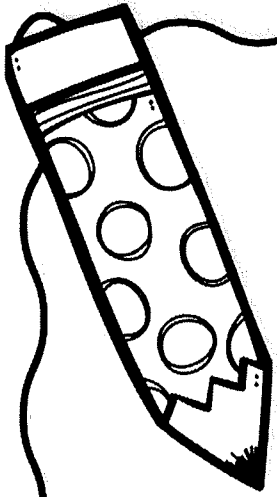
throws

!

some

big

He



Write the upper and lower
case letters neatly.

Name: _____



| | | | | | |
|----|----|----------|----|----|----|
| Aa | Bb | Cc | Dd | Ee | Ff |
| Gg | Hh | Ii | Jj | Kk | Ll |
| Mm | Nn | Oo | Pp | Qq | Rr |
| Ss | Tt | Uu | Vv | Ww | Xx |
| Yy | Zz | ALPHABET | | | |

Practice

Name: _____

Write the Missing Letters

| | | | | | | |
|---|---|---|---|---|---|---|
| A | B | C | | E | | G |
| H | | J | K | | M | |
| | P | | R | | T | U |
| V | | X | | Z | | |



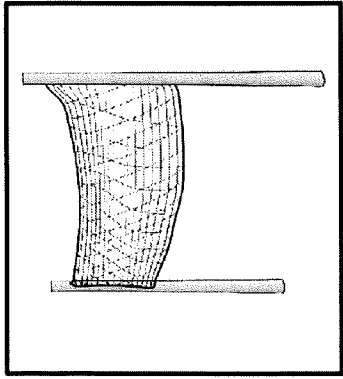
Name: _____

Write the Missing Letters

| | | | | | | |
|---|---|---|---|---|---|---|
| A | B | C | | E | | G |
| H | | J | K | | M | |
| | P | | R | | T | U |
| V | | X | | Z | | |



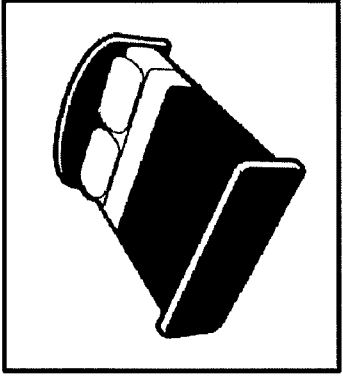
Name: _____




| | | | |
|--|--|--|--|
| | | | |
|--|--|--|--|



| | | | |
|--|--|--|--|
| | | | |
|--|--|--|--|




| | | | |
|--|--|--|--|
| | | | |
|--|--|--|--|

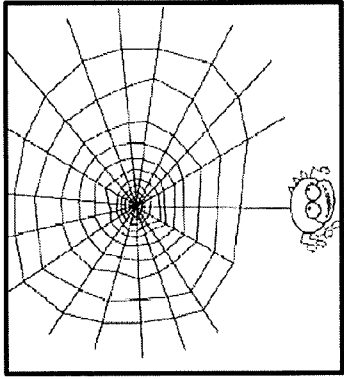


| | | | |
|--|--|--|--|
| | | | |
|--|--|--|--|

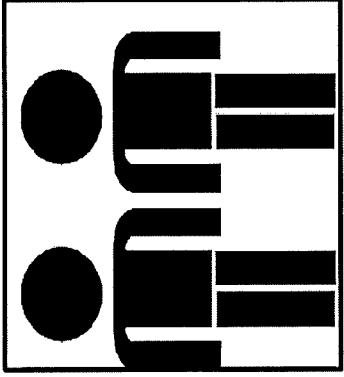
{ SHORT /e/ edition }



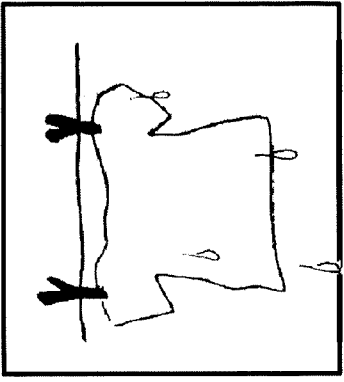
| | | | |
|--|--|--|--|
| | | | |
|--|--|--|--|



| | | | |
|--|--|--|--|
| | | | |
|--|--|--|--|

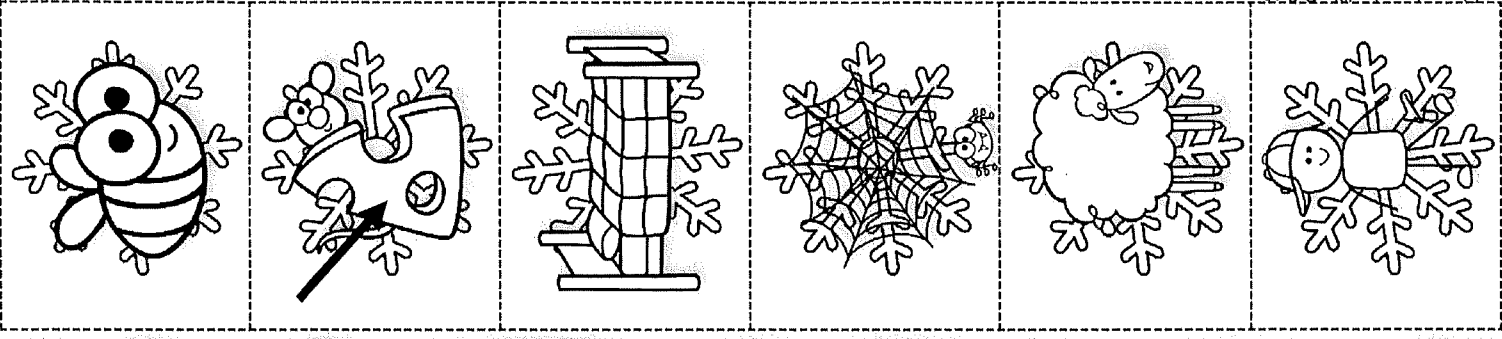


| | | | |
|--|--|--|--|
| | | | |
|--|--|--|--|



| | | | |
|--|--|--|--|
| | | | |
|--|--|--|--|


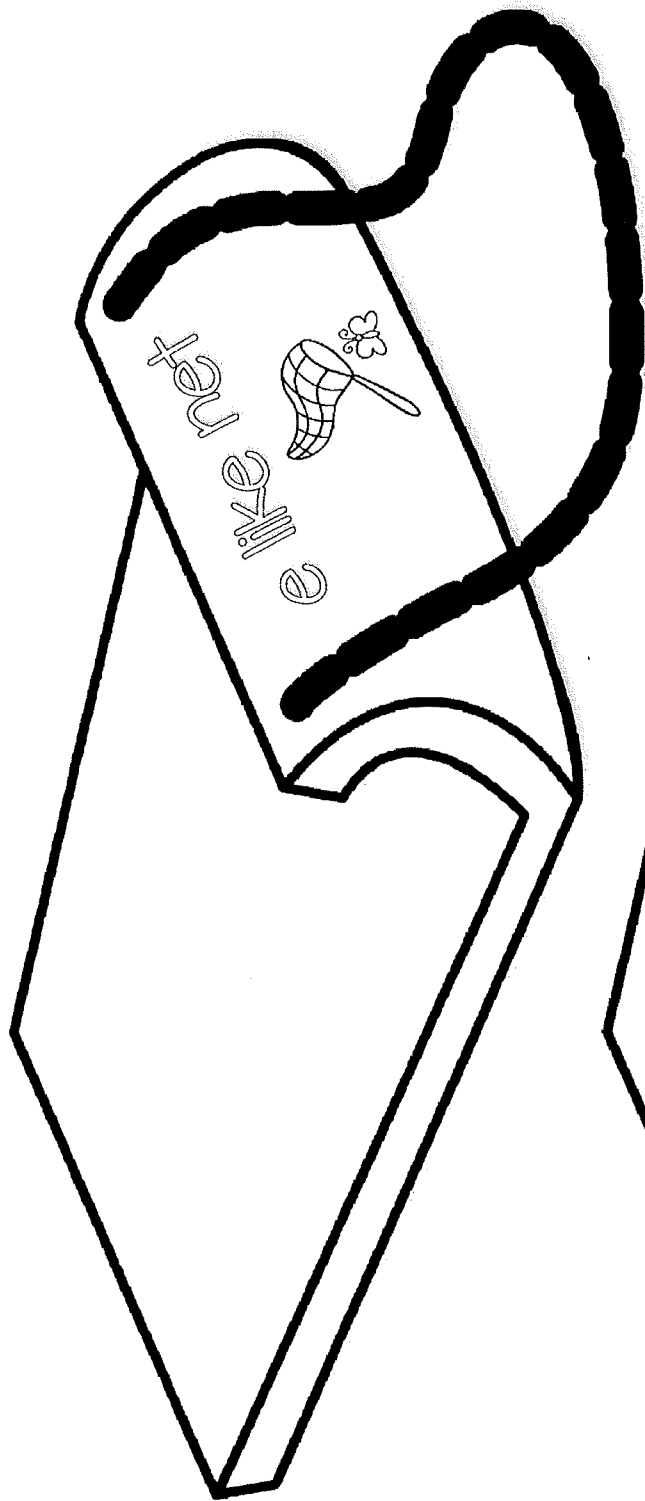
Directions: Look at the picture ~ sound out the word and write each sound in the box.



Sledding Sorts

Name: _____

Sort the pictures by short or long vowel sound.



Name _____

Fluency Phrase #2

Directions: Find and highlight (or color) the words in the word hunt. Each word is hidden 3 times.
Read the fluency phrase three times. Color a happy face after each time you read.

a

to

in

to if of a in
a in and to
if the told an they
in to a of

A fox

A fox went in

A fox went in a box

A fox went in a box to

A fox went in a box to go

A fox went in a box to go to sleep.



Illustrate the sentence.

Nonsense Word Fluency

Parent Directions: Time your student for 1 minute. Student will read the nonsense words. Circle any words your child had difficulty with. The goal is for the student to read the whole word vs. sound by sound. Put a ★ by the last word your child read in 1 minute.

ret lup fep viv ug

dep moc wut bik tuv

het ral mup uc ol

fez av bic sib goz


sup rog tic baf sob

mez wac lun poj bal

laf kob fer dip


tup om fim ral

nam gol jel dep



Parent Signature: _____

Created by: Jena Crone



Color, cut and paste:

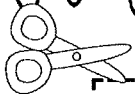
Jill had 4 hats.

Jane had 3 hats.


How many hats did they have **in all**?


Write a number sentence about the picture.

_____ + _____ = _____

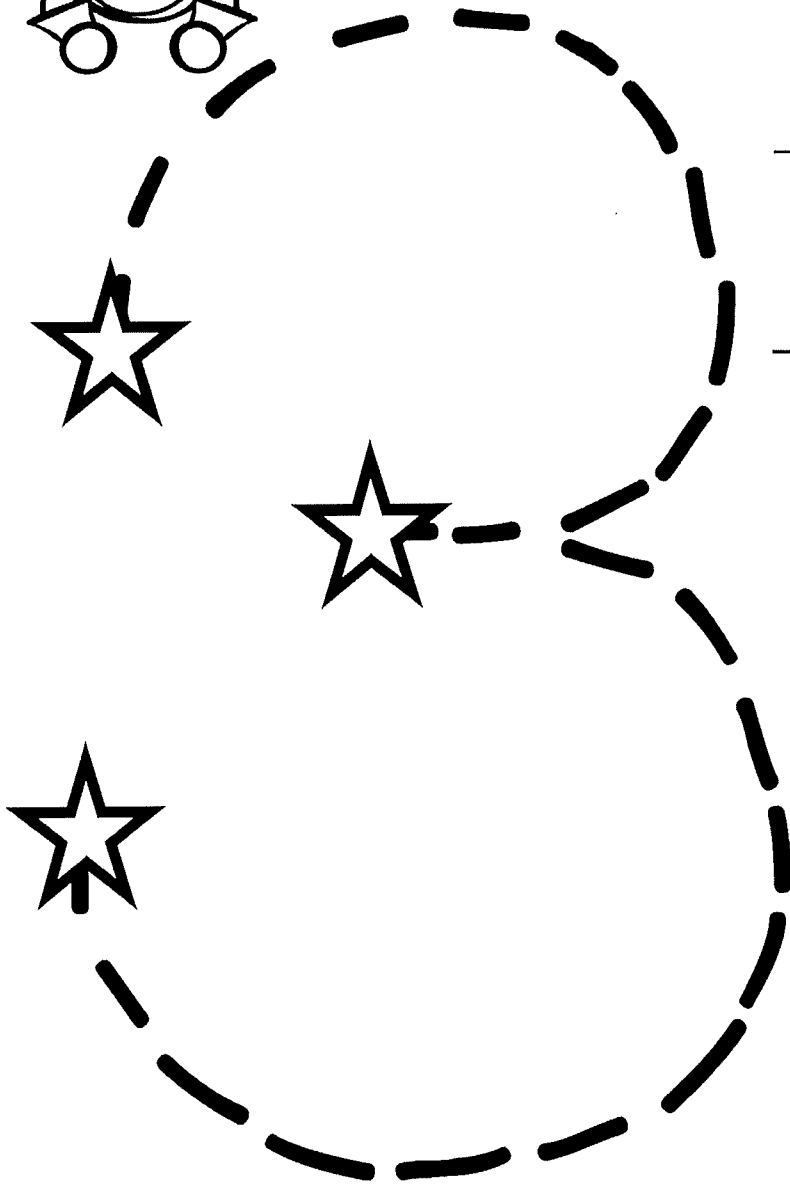


Cut.


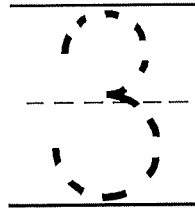




Name _____



Color 3 carrots.



carrots

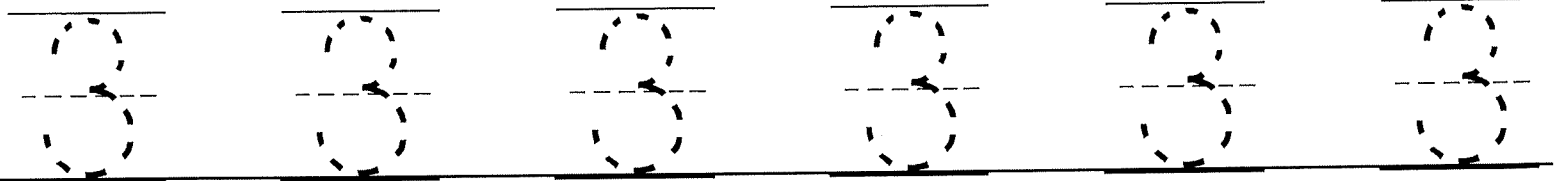
Color 3 on the ten frame.


| | | | | |
|--|--|--|--|--|
| | | | | |
| | | | | |

Show 3 on the ten frame.

| | | | | |
|--|--|--|--|--|
| | | | | |
| | | | | |

three

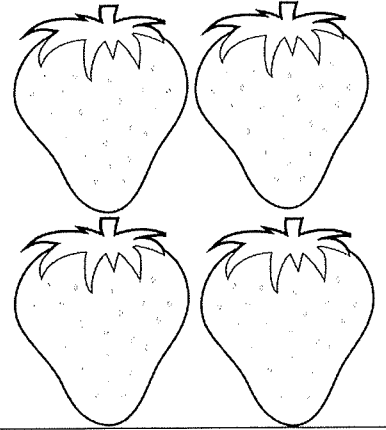
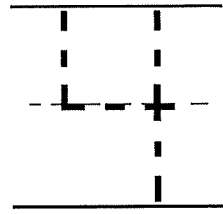




Name _____





Color 4 strawberries.



strawberries

Color 4 on the ten frame.

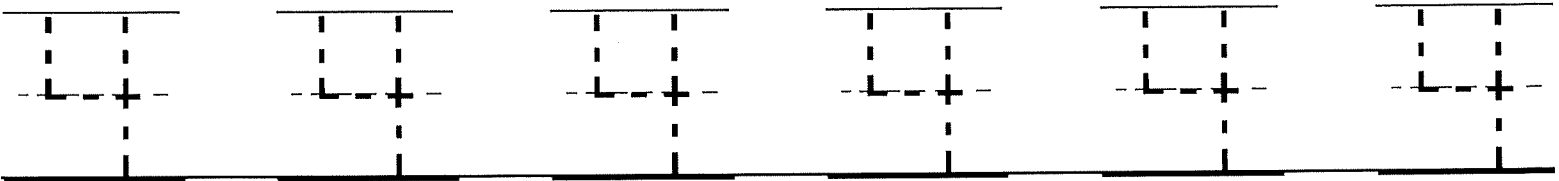


| | | | | |
|--|--|--|--|--|
| | | | | |
| | | | | |

Show 4 on the ten frame.

| | | | | |
|--|--|--|--|--|
| | | | | |
| | | | | |

four



Name: _____

Circle the correct number word.



three

six

ten



two

four

six



one

five

seven



eight

zero

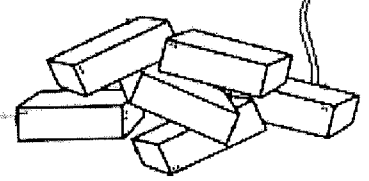
nine

Name: _____

I can build to solve a problem!

Problem: _____

Draw your creation.



Describe your creation.

Winter Spin & Start a Conversation

Directions: Use a paperclip and a pencil in the center of the spinner, then spin the clip around. Practice starting a conversation based on the topic you land on. For each appropriate initiation of conversation, color a mitten.

