

# Summit Snow Packet

## Day 4: Kindergarten

Please complete and return the day we return to school. If you have any questions, teachers are available by school email from 9-1pm. Thank you!

Read 30 minutes (independently or with a friend)

PE Activities

Writing Activities

Language Arts Activities

- Math Activities

- Science/Social Studies Activities

----- Parent Signature

# Physical Education Snow Day Packet

Name \_\_\_\_\_

Please pick activities from the chart that you want to participate in. You can pick as many or as few activities as you want as long as they total 45 minutes per day. Please write the number of minutes beside each activity that you do.

## Activity

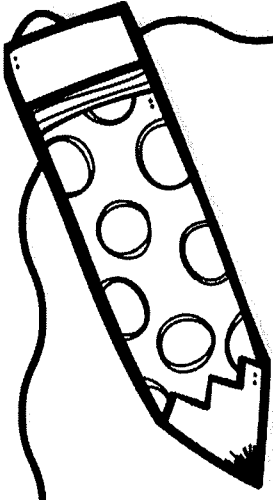
## Minutes

### Outdoor

Make Snow Angels	
Build A Snowman	
Sledding	
Create A Snow Fort	
Go For A Walk	
Shovel Snow	
Draw a circle and host a snowball throwing contest to see who can hit the target from the farthest distance.	
Ice Skating	
Downhill Skiing	
Cross-country Skiing	
Snow Shoeing	
Snowboarding	
Other _____	

### Indoor

Household Chores	
Play active video game (Wii/Xbox Kinect)	
Dancing	
Play hide and seek	
Other _____	



Write the upper and lower  
case letters neatly.

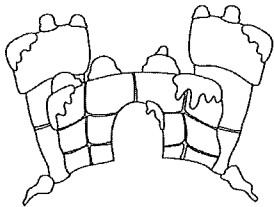
Name: \_\_\_\_\_

Aa	Bb	Cc	Dd	Ee	Ff
Gg	Hh	Ii	Jj	Kk	Ll
Mm	Nn	Oo	Pp	Qq	Rr
Ss	Tt	Uu	Vv	Ww	Xx
Yy	Zz	ALPHABET			

**Practice**


Name: \_\_\_\_\_

# Count the Syllables



1
2
3

**fort**



1
2
3

**snowflake**




1
2
3

**skates**




1
2
3

**sled**



1
2
3

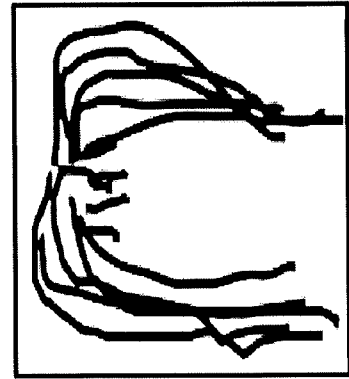
**snowman**



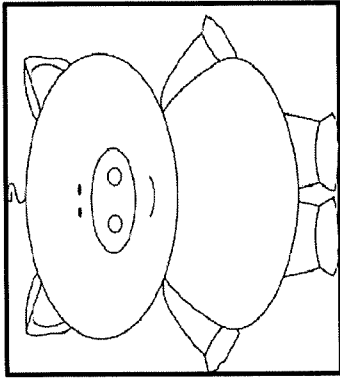
1
2
3

**hat**


Name: \_\_\_\_\_




--	--	--



--	--	--




--	--	--




--	--	--

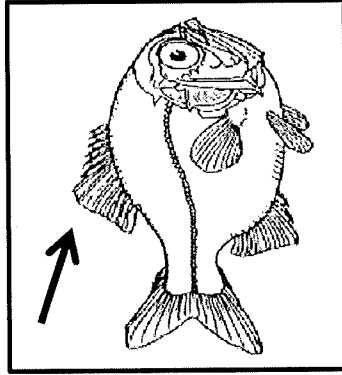
# { SHORT /i/ EDITION }



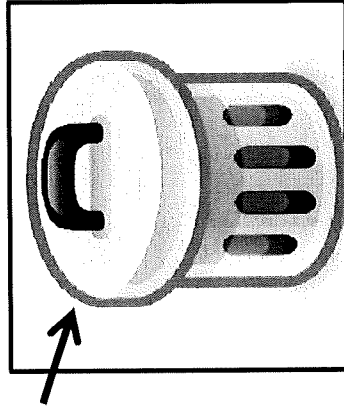
--	--	--



--	--	--




--	--	--



--	--	--


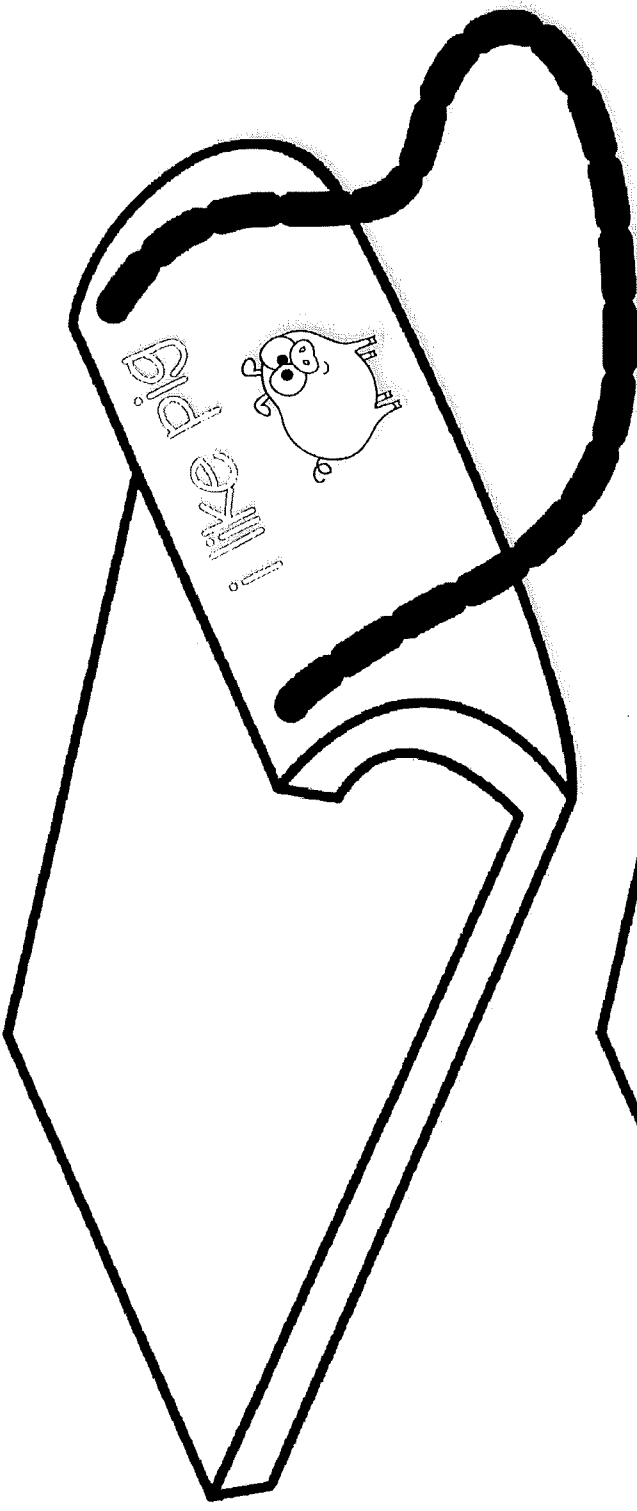
Directions: Look at the picture ~ sound out the word and write each sound in the box.



# Sledding Sorts

Name: \_\_\_\_\_

Sort the pictures by short or long vowel sound.



Name \_\_\_\_\_

# Fluency Phrase #4

Directions: Find and highlight (or color) the words in the word hunt. Each word is hidden 3 times.  
Read the fluency phrase three times. Color a happy face after each time you read.

it  
he  
was

it about was he were  
he here and into she  
when was it the he  
it what the he

He was  
He was mad  
He was mad it  
He was mad it was lost  
He was mad it was lost in the  
He was mad it was lost in the school.



Illustrate the sentence.

# Nonsense Word Fluency

Parent Directions: Time your student for 1 minute. Student will read the nonsense words. Circle any words your child had difficulty with. The goal is for the student to read the whole word vs. sound by sound. Put a ★ by the last word your child read in 1 minute.

ret lup fep viv ug

dep moc wut bik tuv

het ral mup uc ol

fez av bic sib goz


sup rog tic baf sob

mez wac lun poj bal

laf kob fer dip

tup om fim ral

nam gol jel dep

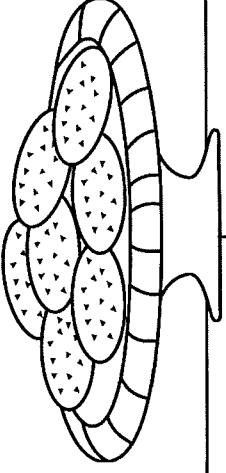


Parent Signature: \_\_\_\_\_



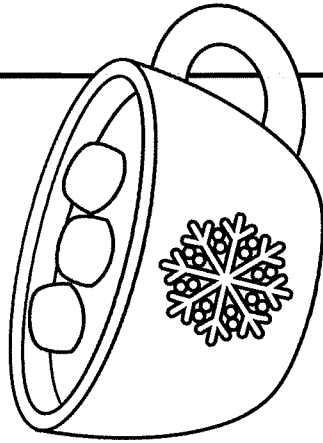

Name \_\_\_\_\_

Write it, Read it, Draw it!



--	--	--	--	--

--



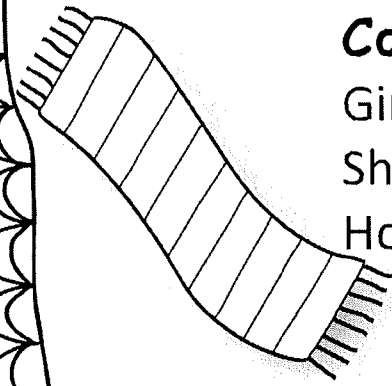
will	We	hot	.	drink	chocolate
------	----	-----	---	-------	-----------

**Color, cut and paste:**

Ginger made 2 scarves on Sunday.

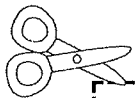
She made 2 more scarves on Monday.

How many scarves did she make **altogether**?

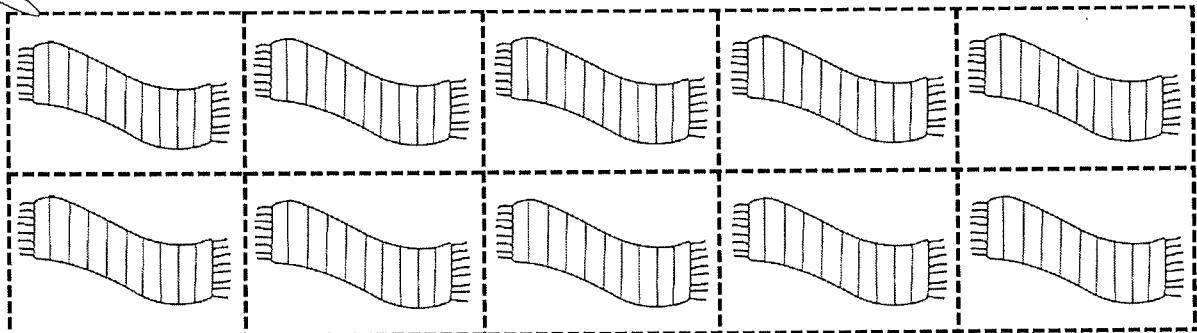



Write a number sentence about the picture.

$$\underline{\hspace{2cm}} + \underline{\hspace{2cm}} = \underline{\hspace{2cm}}$$



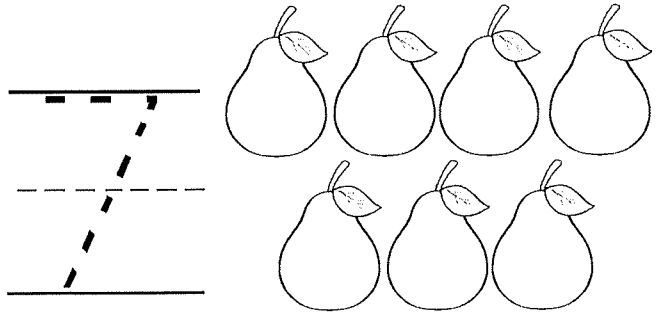
Cut.






Name \_\_\_\_\_

Color 7 pears.




pears



Color 7 on the ten frame.




Show 7 on the ten frame.




★ seven



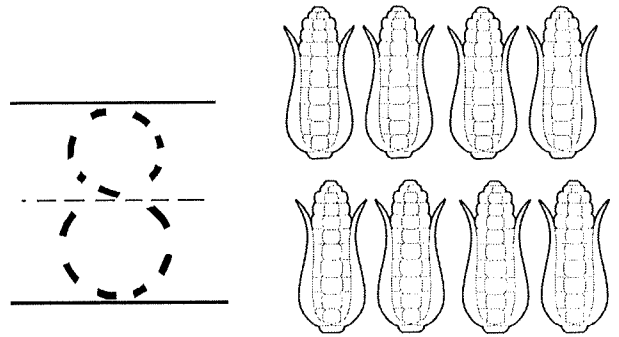


Name \_\_\_\_\_




eight

Color 8 corn.

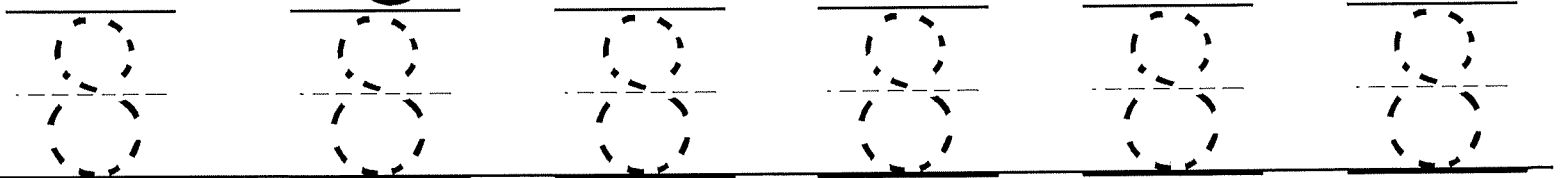



corn

Color 8 on the ten frame.



Show 8 on the ten frame.



# Marshmallows









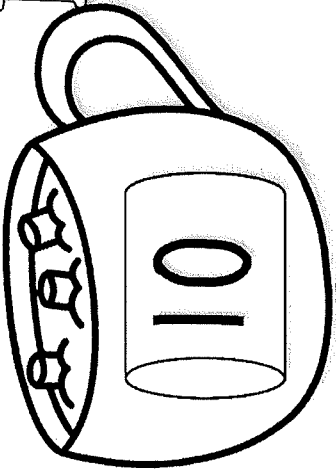
in my

Cocoa!

Name: \_\_\_\_\_

Count by 10's. Write in the missing numbers.


10, 20, 30, 40, 50, 60, 70, 80, 90, 100



Name: \_\_\_\_\_

# I can observe and describe!

Draw your observations.



Write describing words.

---

---

---

---

---

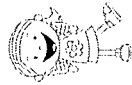
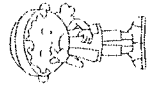


---

# Winter Identifying Emotions

Directions: Read each scenario. Cut and glue the appropriate emotion felt.

George helped his neighbor shovel his driveway.	
Steven woke up to find out there won't be school due to a snow day.	
Mr. Jones drank a delicious cup of hot chocolate.	
Zoey found out her snowman melted.	



 <b>Happy</b>	 <b>Sad</b>	 <b>Thoughtful</b>	 <b>Surprised</b>
---	---	--	---