

# Summit Snow Packet

## Day 5: Kindergarten

Please complete and return the day we return to school. If you have any questions, teachers are available by school email from 9-1pm. Thank you!

Read 30 minutes (independently or with a friend)

PE Activities

Writing Activities

Language Arts Activities

- Math Activities


- Science/Social Studies Activities

----- Parent Signature



Name .....

Write it, Read it, Draw it!

--	--	--	--	--



--



are	!	different	All	snowflakes	the
-----	---	-----------	-----	------------	-----

# Physical Education Snow Day Packet

Name \_\_\_\_\_

Please pick activities from the chart that you want to participate in. You can pick as many or as few activities as you want as long as they total 45 minutes per day. Please write the number of minutes beside each activity that you do.

## Activity

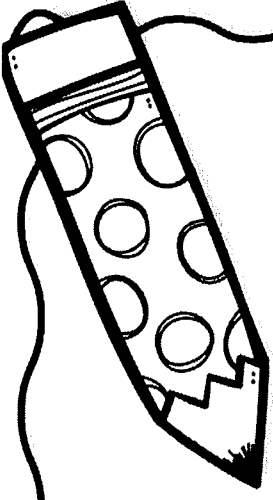
## Minutes

### Outdoor

Make Snow Angels	
Build A Snowman	
Sledding	
Create A Snow Fort	
Go For A Walk	
Shovel Snow	
Draw a circle and host a snowball throwing contest to see who can hit the target from the farthest distance.	
Ice Skating	
Downhill Skiing	
Cross-country Skiing	
Snow Shoeing	
Snowboarding	
Other _____	

### Indoor

Household Chores	
Play active video game (Wii/Xbox Kinect)	
Dancing	
Play hide and seek	
Other _____	




Write the upper and lower case letters neatly.

Name: \_\_\_\_\_

Aa	Bb	Cc	Dd	Ee	Ff
Gg	Hh	Ii	Jj	Kk	Ll
Mm	Nn	Oo	Pp	Qq	Rr
Ss	Tt	Uu	Vv	Ww	Xx
Yy	Zz	ALPHABET			


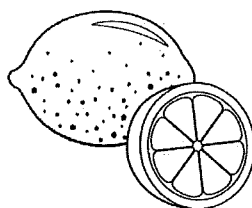

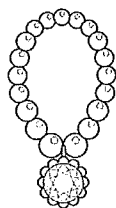
# Practice

Name: \_\_\_\_\_

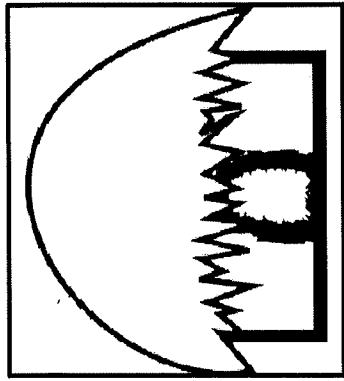


Draw a line from the picture to its beginning letter.


t y  
i r  
h n  
c d



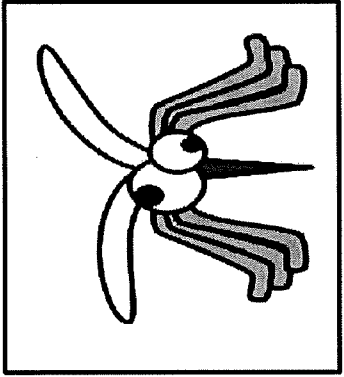
Name: \_\_\_\_\_



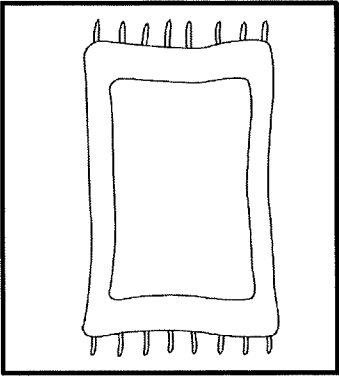
--	--	--



--	--	--

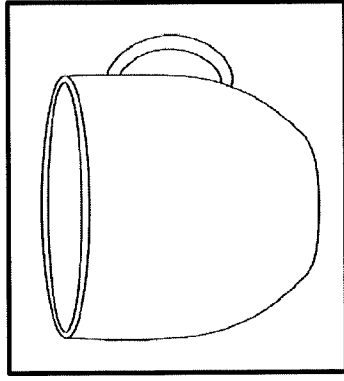


--	--	--

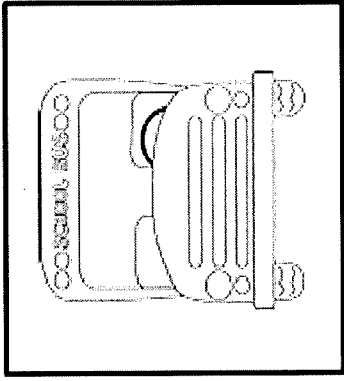


--	--	--

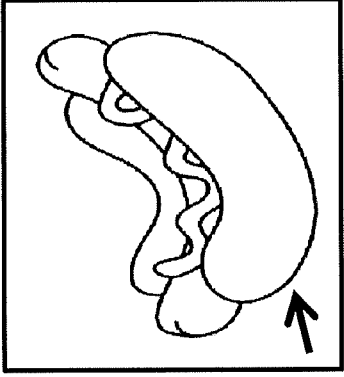
# { SHORT /w/ edition }




--	--	--



--	--	--

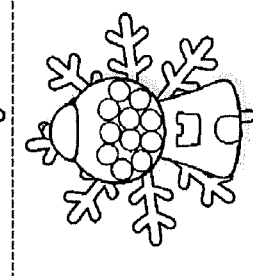
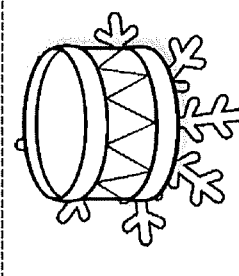





--	--	--



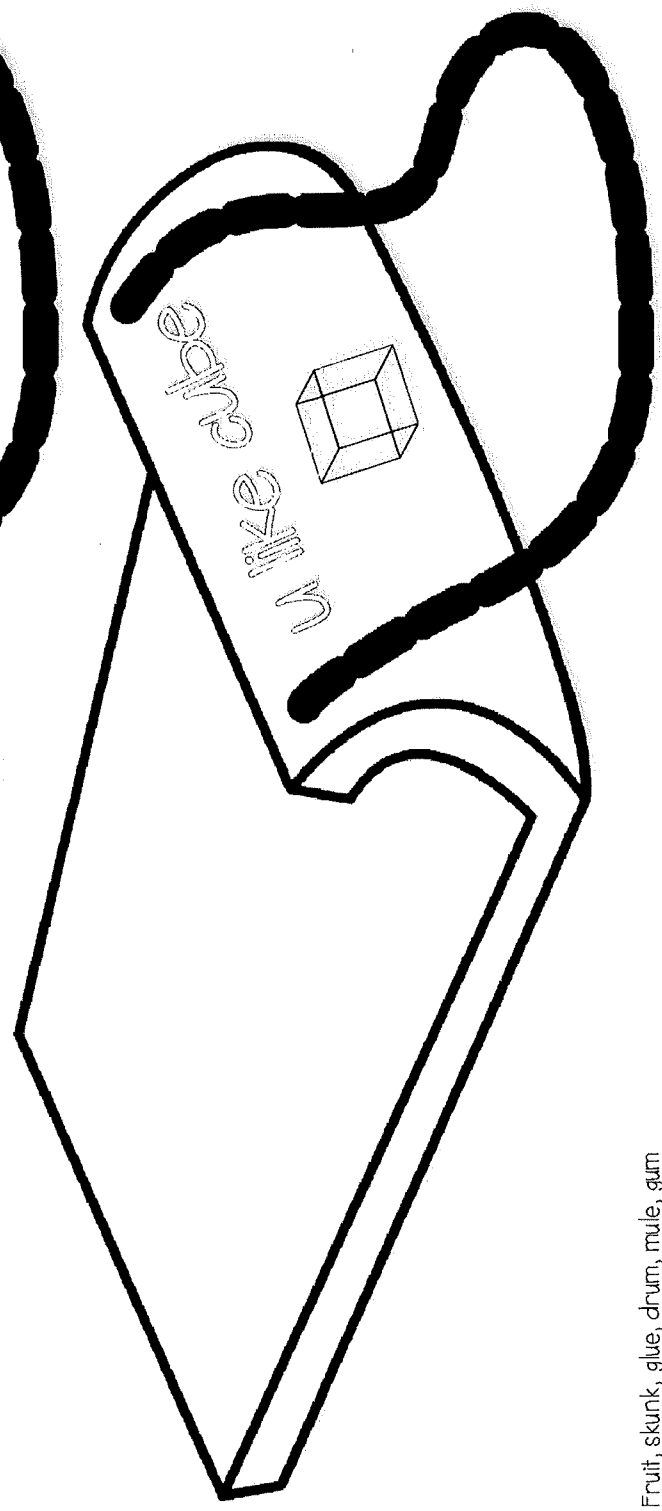
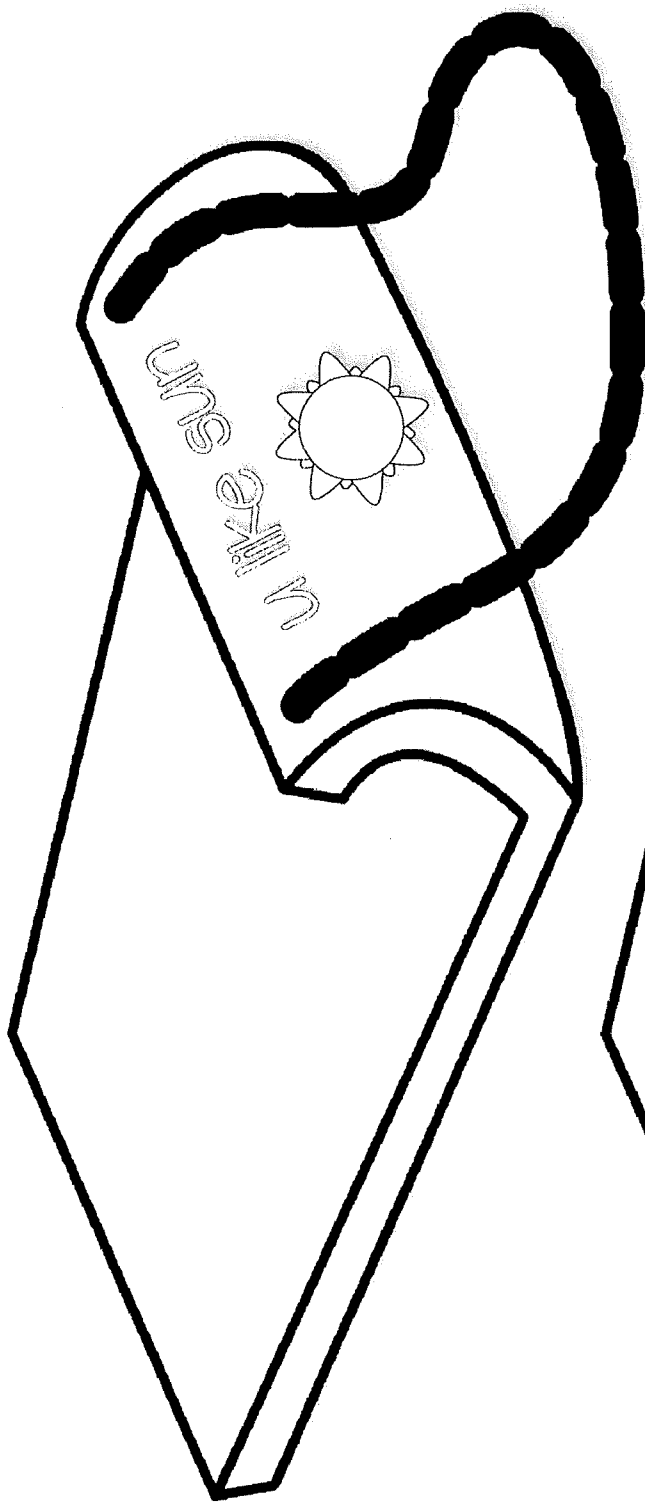
--	--	--

Directions: Look at the picture ~ sound out the word and write each sound in the box.



# Sledding Sorts

Name: \_\_\_\_\_  
Sort the pictures by short or long vowel sound.



Name \_\_\_\_\_

Fluency Phrase #5

Directions: Find and highlight (or color) the words in the word hunt. Each word is hidden 3 times.

Read the fluency phrase three times. Color a happy face after each time you read.

for

on

are

for about on or for  
only are and are  
our the one first out  
on are for on

Are the

Are the kids

Are the kids on

Are the kids on the

Are the kids on the swings

Are the kids on the swings for long?



Illustrate the sentence.



# Nonsense Word Fluency

Parent Directions: Time your student for 1 minute. Student will read the nonsense words. Circle any words your child had difficulty with. The goal is for the student to read the whole word vs. sound by sound. Put a ★ by the last word your child read in 1 minute.

ret lup fep viv ug

dep moc wut bik tuv

het ral mup uc ol

fez av bic sib goz


sup rog tic baf sob

mez wac lun poj bal

laf kob fer dip

tup om fim ral

nam gol jel dep




Parent Signature: \_\_\_\_\_

## Color, cut and paste:

There were 5 snowflakes that fell on my nose.

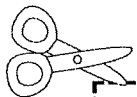
5 more snowflakes fell on my nose.

What is the **total** number of snowflakes that fell on my nose?





Write a number sentence about the picture.

$$\underline{\quad} + \underline{\quad} = \underline{\quad}$$




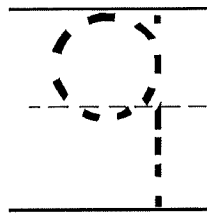
Cut.






Name \_\_\_\_\_

Color 9 grapes.




grapes

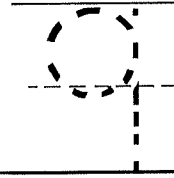
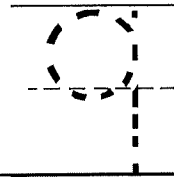
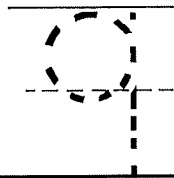
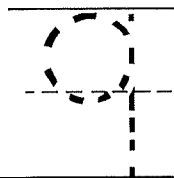
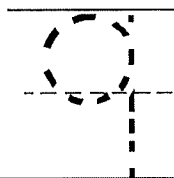
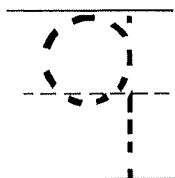
Color 9 on the ten frame.




Show 9 on the ten frame.



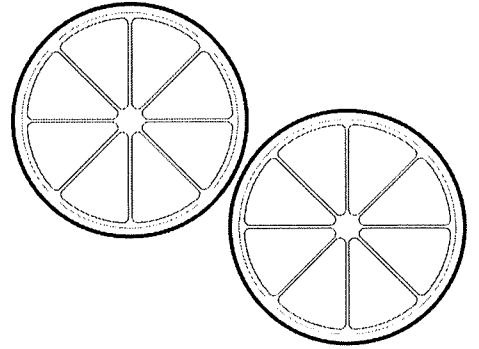
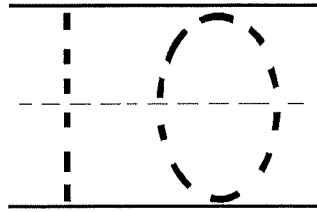
nine






Name \_\_\_\_\_


Color 10 orange slices.




oranges



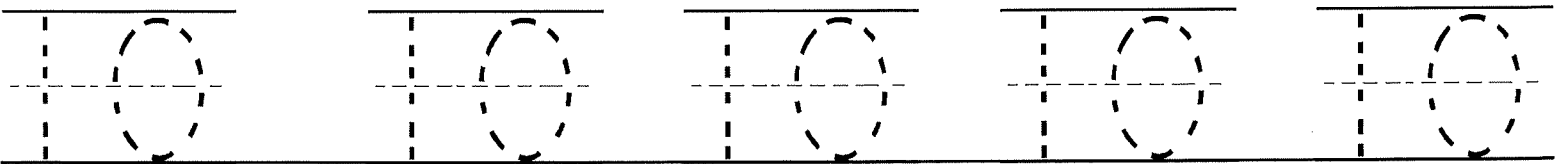
Color 10 on the ten frame.



Show 10 on the ten frame.




# Ten



Name: \_\_\_\_\_

- Color two snowflakes blue.
- Color one snowflake red.
- Color one hot chocolate cup yellow.
- Color three pairs of skates orange.
- Color one snowflake purple.
- Color one hot chocolate cup green..



Name: \_\_\_\_\_

# I can observe changes!



Draw or write your observations in each box.



I am observing \_\_\_\_\_.

Day 1	Day 2
Day 3	Day 4

